



DyzeXtruder GT

High performance extruder for 3D printers

Features

- Small, compact and lightweight extruder
- 5.65 : 1 gear ratio
- High pushing force : up to 9 kg (20 lbs)
- Unique dual pinch system
- Quad grip teeth
- Easy filament insertion



Technical information

Parameter	Value	Units
Weight	275	g
Filament diameter	1.75	mm
Operating current	1	A
Operating temperature ¹	0 to +100	°C
Top fitting tube OD	4.00	mm
Gear ratio	5.65 : 1	
Groove mount head thickness	2 - 5	mm
Mounting screw thread	M3	
Mounting screw min thread depth	5	mm

¹ Limited by the stepper motor. Liquid-cooled block available for higher ambient temperatures.

Features

Metal Reduction Gears



The DyzeXtruder GT has a 5.65 : 1 gear ratio. This ratio has been chosen to use the full potential of a very small motor while, enabling very high pushing forces.

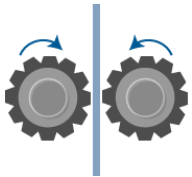
The gears are custom made from high strength hardened steel and brass. This combination allows low friction operations and a longer life. The gears and bearings are designed to last for hundreds of kilograms in extreme conditions.

Optimized spring

Spring tension is a key factor to a good and reliable extruder. Having the ability to adjust the tension present several challenge.

Applying too little pressure causes the filament to grind before the motor reaches its full potential. However, applying too much pressure causes the motor struggles against friction, inducing filament deformation, and losing torque that would otherwise be available to push the filament.

Adjusting the pressure from a spool to another can also yield inconsistent results.



Dual pinch drive system

The dual-pinch system allows a higher pushing force with a lower filament pressure. It reduces the risk of flattening the filament when highly detailed prints require a lot of retractions.

High pushing force

The combination of reduction gear, dual pinch and unique design enables the DyzeXtruder GT to push as much as 9 kg (20 pounds) of force. This is more than necessary for all 3D printing applications.

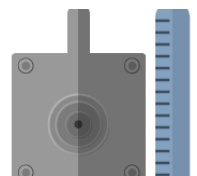


Easy filament removal and insertion

The unique lockable lever makes filament change very easy and convenient. The locking mechanism holds the lever in position while you change the filament. After, simply push back the lever to disengage the locking mechanism.

Small form factor

The DyzeXtruder GT is not larger than the NEMA 17 it uses, making it very space efficient on a multiple extruders configuration. Saving space on a carriage can allow you to print larger parts on a single printer.






Lightweight

The gear ratio was chosen to get the best of a very small motor. The DyzeXtruder GT is a lot lighter than a traditional extruder with a planetary gearbox, allowing for faster printer accelerations.



Clean pinch system

The unique tooth profile allows a 4-contact point on the filament, increasing even more the maximum pushing force. Combined with the dual pinch drive, it can unlock the full potential of a geared motor and prevents any damage to the filament during printing.



Flexible filament ready

The filament is very well guided inside the DyzeXtruder GT's main frame, which allows very high speed with flexible filaments. The unmatched design prevents any flexible filament from leaking inside the mechanism. The drive system allows a superior filament alignment between the teeth for optimal prints.



Easy hotend swapping

The hotend locking mechanism is very practical and rigid. You can secure the hotend in place with only a screw. You can remove it even if there is still a filament inside the extruder due to its turning mechanism. No more hassle of disassembling your setup when you need to maintain your printer.

All metal

The aluminum housing is designed to offer a reliable operation, even in a high temperature environment.



Assembled and tested

The DyzeXtruder GT is a high-end product and comes preassembled and tested; thus ensuring users won't receive substandard parts that are hard to assemble or fit together.



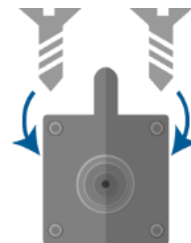
Bowden ready

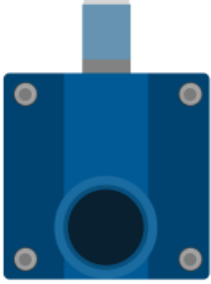
The DyzeXtruder GT always comes with a special push to connect fitting. APTFE tube can be inserted through the connector to guide the filament as far as possible inside the mechanism. A single modification in the firmware can easily transform a direct drive setup into a bowden.



Easy to mount

The side mounting threads make it very easy to assemble; only two M3 screws are needed to fit the DyzeXtruder GT in a printer.



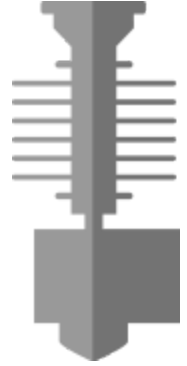


Liquid cooling ready

The DyzeXtruder GT can be easily converted to a liquid-cooled setup with Dyze Design's specialized cooling blocks.

DyzEND-X ready

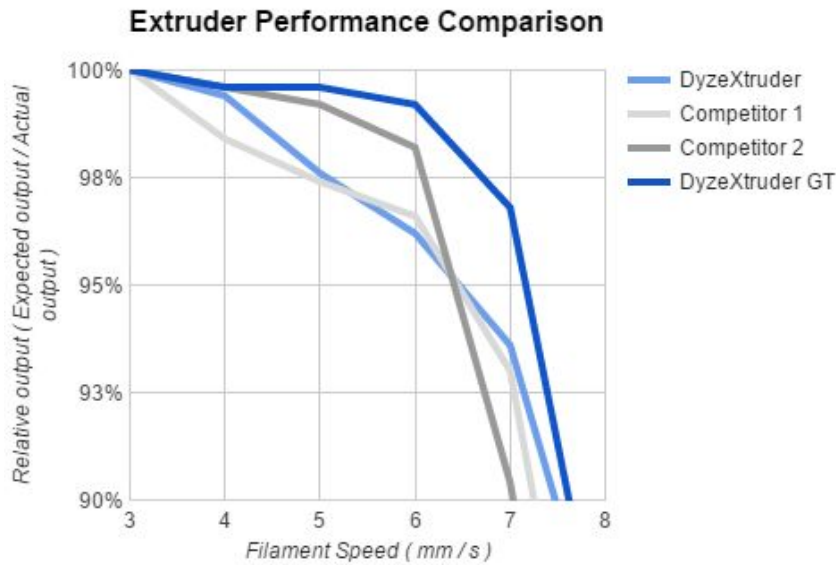
The DyzeXtruder GT is optimized to work perfectly with Dyze Design's DyzEND-X hotend. The best results are achieved when pairing these two products.



Typical performance characteristics

Tests parameters;

- 210°C
- White PLA - MG Chemicals
- NEMA 17 - 0.9° - 300mN.m
- DRV8825 @ 0.87V (Vref)
- Reference hotend



Tests parameters;

- NEMA 17 - 0.9° - 300mN.m
- A4988 @ 1.20V (Vref)

Special notes:

- Competitor 2 Heavy and Competitor 3 had very high spring tension to get these results and the latch was impossible to use without lowering the spring tension.

