


Beagles!

After six months it's time to do an update on the Beagle. We had quite a success with the Beagle so far, up to the point where keeping everything in stock was quite a challenge. In the mean time we did a very big print job for a customer, requiring eight Beagles printing 500 print hours each. This gave us a much insight in the performance of the Beagle, which resulted in some small improvements in the design, but overall we are quite happy with the quality and performance. We are doing a finishing touch on the new Beagle manual, which we will be releasing soon. Also new firmware and Beagle upgrades should be available soon and feature in the next newsletter.

In this newsletter we will be talking about chocolate, the hacker hotel and a metal delta printer. If you have news you want to share, please send an email to info@reprapworld.com



ULTRATRONICS UPDATE

We are working hard to get the Ultratronics ready for release. Unfortunately due to component availability, the production is still ongoing. Therefore we will extend the pre-order period till April 30th, which is the new expected release date.

Chocolate fun

Dimitri Modderman has been cooking with chocolate. As a test he wanted to create logo imprinted chocolates. Using REALflex filament, it was easy to create a mold for the chocolate and fill it with molten chocolate. Note to print the logo mirrored, so it will appear correctly on the chocolate. Because of the flexibility of the filament it's easy to press out the chocolate of the mold after cooling it for a few hours in the fridge.

If you want to create a mold yourself, make sure to use only a small perimeter as the flexibility reduces quickly when the perimeters get fatter. If you have made your own mold, please do share the pictures!



HACKER HOTEL

RRW@Hacker Hotel

ReprapWorld will be present on the hacker event 'Hacker Hotel' this weekend (April 1st - 3rd). Hacker Hotel is a weekend of hacking, fiddling and sharing with like-minded individuals. This year there is a complete 3D printer section 'village', where we can share ideas about 3D printing.

We will give a Beagle workshop, where you can build your own Beagle delta printer in a day. So you will leave with a working 3D printer! For this event we have a special discount on the Beagle workshop. Check out the workshop <https://hackerhotel.nl/workshops>

We will have a small shop with us, so we will be able to provide you with 3D printing materials on-site. Also Bart will be giving a talk about 3D printer electronics through the years at 15:00 on Saturday. If you can make it make sure to drop by to say hi.

Check out the event site for more information <https://hackerhotel.nl/>.


Homemade metal delta printer

Bert Broeren has designed his own delta 3D printer with ReprapWorld components. Most of the components are aluminum making this a very impressive machine. His solution with ball-joints is very elegant and cool of course. The machine has also been visiting the Beer and pizza party a few times, getting a lot of attention.

Some special features:

- Backlash-free ball joint
- Megatronics v3.0
- Countersunk Neodymium magnets 12 mm
- E3D v6 hot-end
- Heater mat with glass plate

Check out [Bert's Thingiverse](#) for design files






See here our newest products, some promotions
and pre-order your Ultratronics!




Beagle
Starting €299,00

[Buy Now](#)



Simple metal cold end
€19,99

[Buy Now](#)




REAL Flex
€29.99/kg

[Buy Now](#)



[Buy your 3D pen here!](#)



[Pre-order Ultratronics here!](#)

Do you want to see more or different information?
Any feedback? Please drop us an email and click
here!



Facebook



Twitter



Google Plus



YouTube

** All prices are excluding VAT and subject to change*

Copyright © 2016 Reprapworld BV, All rights reserved.

Want to change how you receive these emails?

You can [update your preferences](#)